

**VX** **22**  
Chart Display

CHART DISPLAY





The new LCD display, with its 22" circular polarised screen, is the result of combining cutting-edge technology and great expertise. This screen has been designed for optimal results in the exam room thanks to its ergonomic design, streamlined style, and the large number of tests it includes.

### Ergonomic Remote control (Radio)

The wireless remote control communicates via radio frequencies. As a result, it has an increased range and allows the practitioner to avoid having to point the remote control at the screen to change tests.

### Intuitive Remote control


Order single tests or groups of tests  
The test menu may be accessed to configure the make-up of the group.



### Also available for the Acuitab model (ref. 8230-1040-01)

The "tablet" application allows two-way communication between the display and a tablet (the tablet orders the test and the display sends information about the displayed test back to the tablet).





# THE CIRCULAR POLARISED TEST DISPLAY

## Streamlined style

The modern test display VX22 is surrounded by a white acrylic frame. Few elements are included on the screen surface so that the display will blend in aesthetically in all types of settings and meet the norms for good refraction exams. The connection ports are on the side of the display.




## Top-of-the-range circular polarised screen

Thanks to its circular polarised screen, the tests useful for binocular and stereoscopic vision can perfectly block out one eye in order to test the other regardless of the patient's position.




## Fixation point (Maddox rod)

It is used to detect possible early strabismus. This function is integrated in the display, thus avoiding the need for additional accessories.



## Series of optotypes & tests

- Letters, numbers, geometric shapes, tumbling E charts, Landolt C charts, charts for children, Sheridan Gardiner test, ETDRS
- Phoria test
- Parent's Test
- Red/Green balance
- Binocular balance (polarised)
- Binocular balance on a red/green background (polarised)
- Malette Test
- MKH Tests (cyclophoria, stereo...)
- Cowen test
- Dots group
- Jackson's Cross
- Worth 4 Dot Test
- Schoeber's Test
- Regan and Pelli-Robson contrast sensitivity test
- Relief vision test (polarised)



- Coincidence test, aniseikonia (polarised)
- Cross cover test (polarised)
- Ishihara Tests
- Amsler Grid

## TECHNICAL SPECIFICATIONS



**Height** 385 mm


**Width** 590 mm

**Depth** 40 mm

**Weight** 11 kg

- Resolution 1920x1080
- Brightness: 230 Cd/M<sup>2</sup>

### Stands and Mounts



|             |                                   |                                   |  |
|-------------|-----------------------------------|-----------------------------------|--|
| <b>Ref.</b> | 7191013<br>Floor stand (Optional) | 7610022<br>Table stand (Optional) | 8230-5041-07<br>VESA wall mount (Standard) |
|-------------|-----------------------------------|-----------------------------------|--|